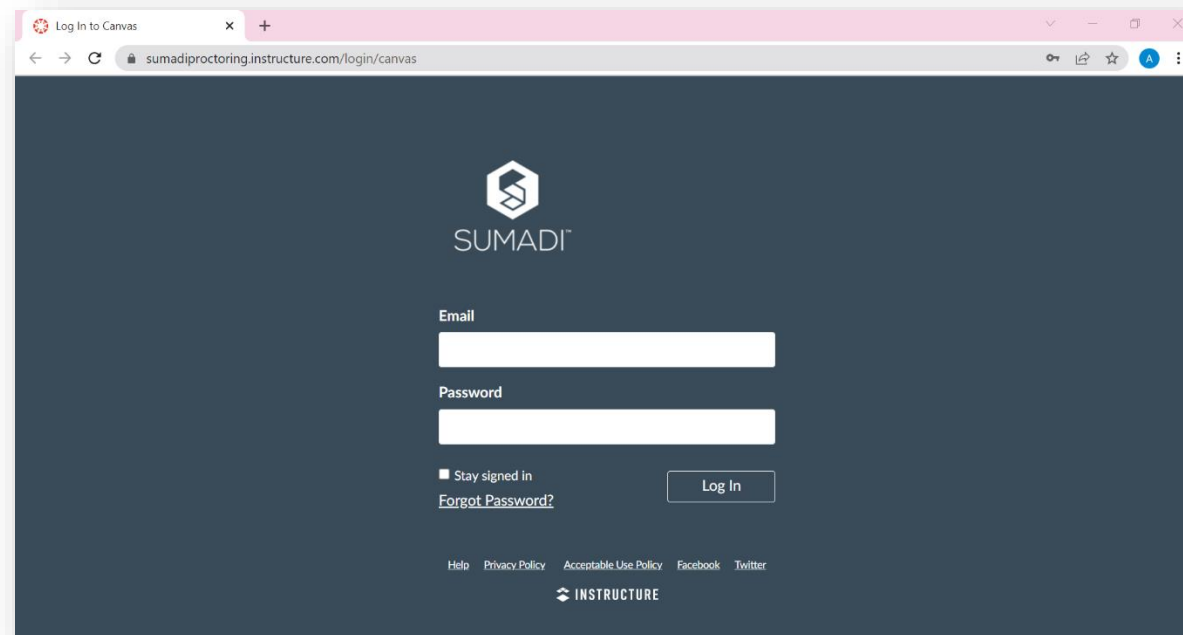


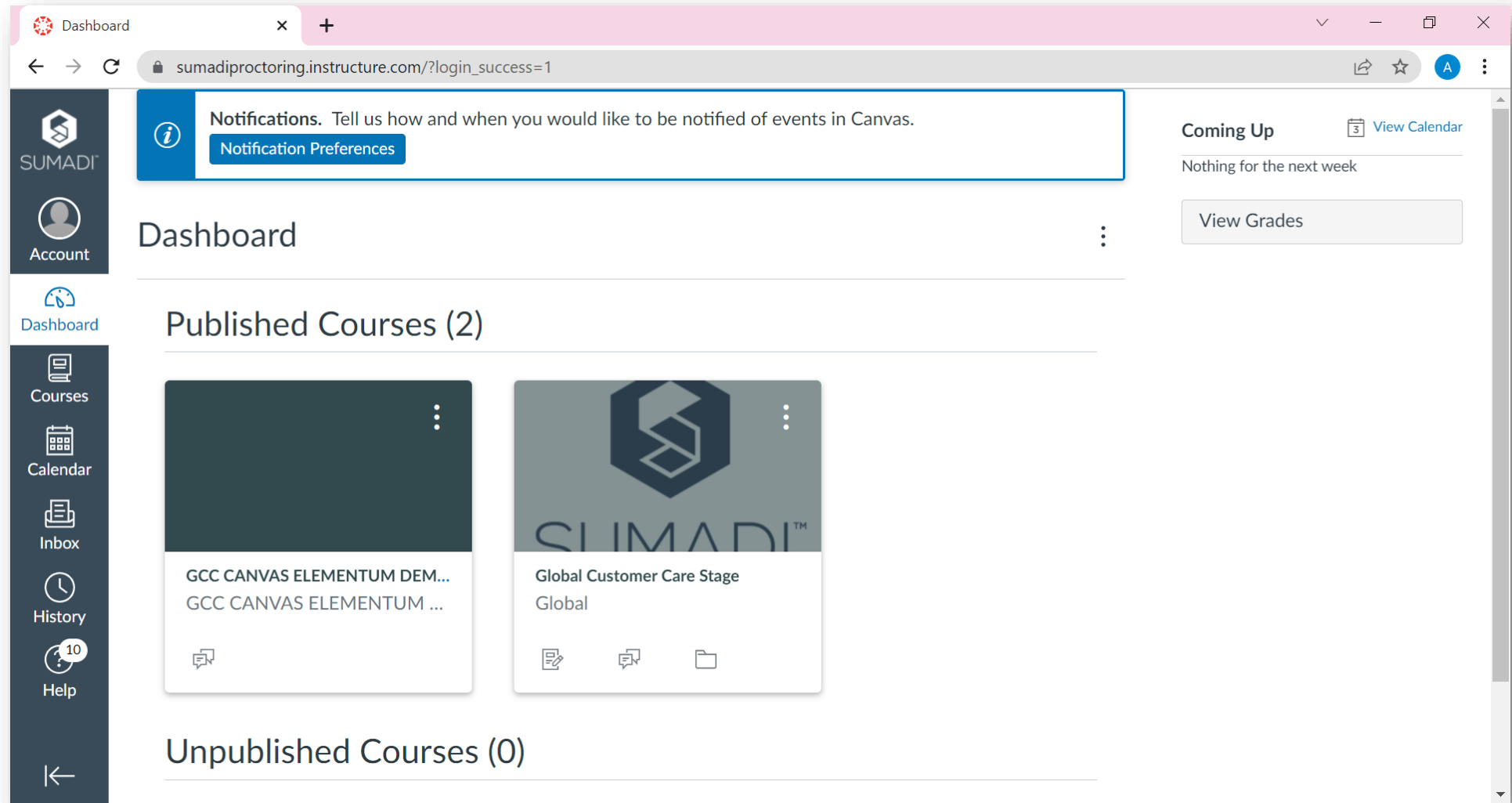
# Cómo ingresar a la Experiencia Docente - Canvas



- 1 Ingrese a la Plataforma a través del navegador de “Google Chrome” con sus credenciales de administrador.

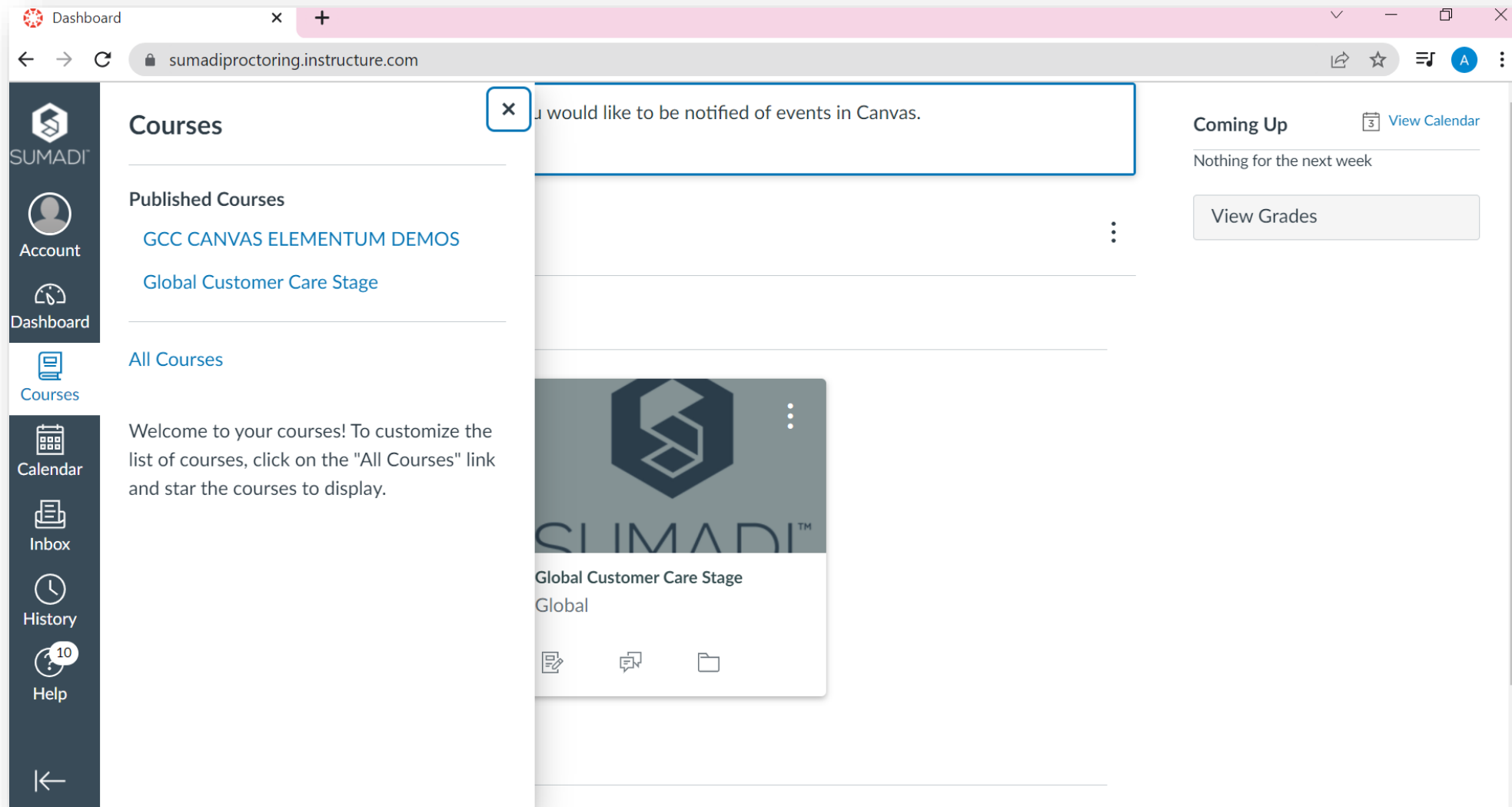


- 2 Al ingresar, podrá visualizar la página inicial de la Plataforma para Docentes en la sección “Dashboards”.

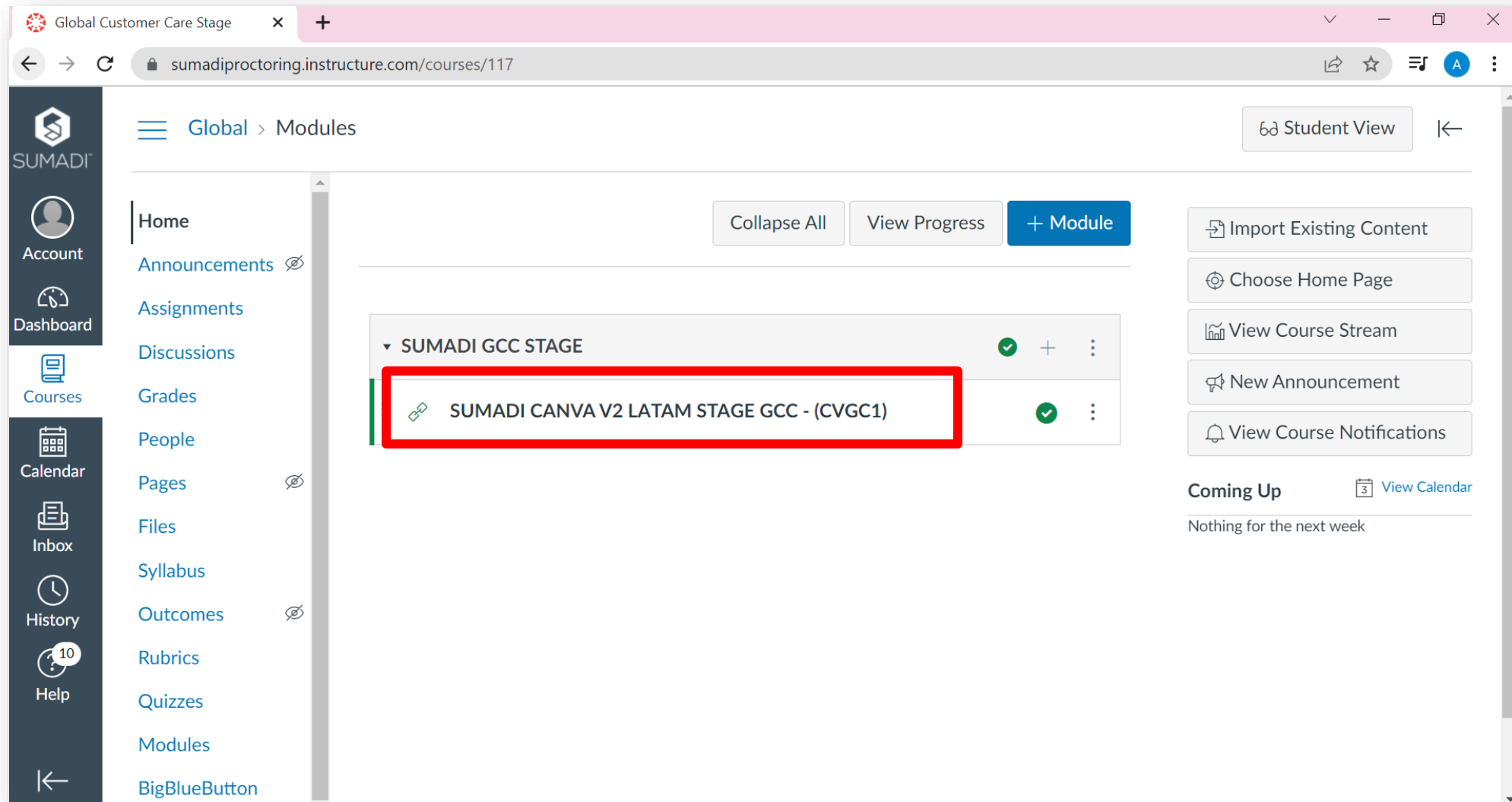


The screenshot shows a web browser window displaying the Canvas dashboard for instructors. The browser's address bar shows the URL `sumadiproctoring.instructure.com/?login_success=1`. The dashboard features a dark blue sidebar on the left with navigation icons for Account, Dashboard, Courses, Calendar, Inbox, History, and Help (with a notification badge for 10). The main content area is titled "Dashboard" and includes a "Notifications" banner with a "Notification Preferences" button. Below this, the "Published Courses (2)" section displays two course cards: "GCC CANVAS ELEMENTUM DEM..." and "Global Customer Care Stage Global". The "Unpublished Courses (0)" section is currently empty. On the right side, there is a "Coming Up" section with a "View Calendar" link and a "View Grades" button.

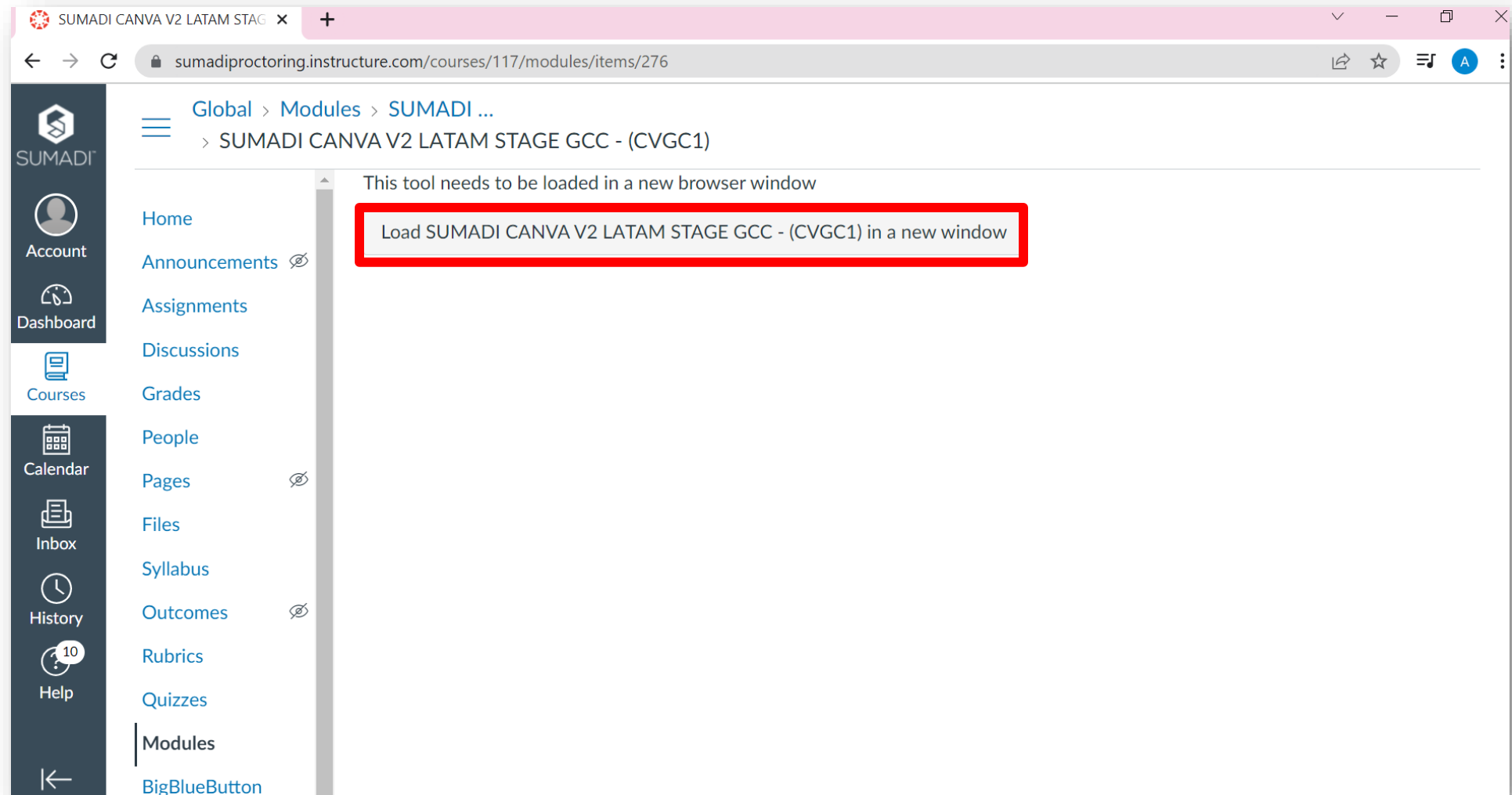
- 3 Diríjase a la sección de “**Courses**” ubicada en la columna izquierda y haga clic en el curso que desea revisar.



# 4 Localice el enlace de SUMADI™ correspondiente al curso seleccionado.



- 5 Se desplegará un mensaje indicándole que debe abrir el enlace en una nueva ventana. Haga clic en “**Load SUMADI™ in a new window**”.



- 6 La interfaz de docente de SUMADI™ se abrirá en una nueva pestaña.

The screenshot shows a web browser window with two tabs: 'SUMADI CANVA V2 LATAM STAG' and 'SUMADI'. The address bar shows 'stage.sumadi.net/assessments/create'. The page header includes the SUMADI logo and navigation links for 'Exam Configurations' and 'Courses General Report'. A grey box displays the course name 'Global Customer Care Stage' and a descriptive paragraph. Below this are 'Cancel' and 'Save' buttons. The main content is split into two columns: 'Non-Proctored Exams' (empty) and 'Sumadi Proctored Exams' (containing a configuration card for 'TEST SUMADI GCC' with settings for User Monitoring, Focus Monitoring, and Screenshot).

**Course Name: Global Customer Care Stage**  
*In the Exam Configurations screen you can review all assessments which are part of your course. On the right column listed are the Sumadi Proctored exams and on the left column the Non-Proctored exams. Please note that if you change configurations for each Exam, they will shift from left or right columns respectively.*

Cancel Save

### Non-Proctored Exams

No assessments found.

### Sumadi Proctored Exams

**TEST SUMADI GCC**

User Monitoring: ✓

Snapshot Interval: 30 sec

Focus Monitoring: ✓

Screenshot: ✓

Frequency on Focus: 30 sec  
Frequency on Lost Focus: 10 sec